

Committee on Acoustics of the Polish Academy of Sciences  
Section of Ultrasonics  
Polish Acoustical Society – Gdansk Division

---

ISSN 1642-1817

# **HYDROACOUSTICS**

**Annual Journal**

**Volume 15**

Gdańsk 2012

*Hydroacoustics* is the annual journal in which original papers, both theoretical and experimental, concerning problems in hydroacoustics and its application are published.

#### **EDITORIAL BOARD**

Grażyna Grelowska - Editor in Chief  
Ignacy Gloza  
Eugeniusz Kozaczka  
Roman Salamon  
Andrzej Stepnowski

#### **EDITORIAL STAFF**

Aleksandra Raganowicz  
Alicja Salomon  
Lech Kilian

#### **STATISTICAL EDITOR**

Agata Załęska-Fornal

#### **REVIEWERS OF HYDROACOUSTICS**

prof. Leif Bjorno  
prof. Philippe Blondel  
prof. David Bradley  
prof. Grażyna Grelowska  
prof. Halvor Hobaek  
prof. Zygmunt Klusek  
prof. Eugeniusz Kozaczka  
prof. Tim Leighton  
prof. Andrzej Nowicki  
prof. John Papadakis  
prof. Roman Salamon  
prof. Andrey Serebryany  
prof. Jean-Pierre Sessarego  
prof. Andrzej Stepnowski  
prof. Michael Taurodakis  
prof. Peter Wille  
prof. Manell Zakharia

#### **PUBLISHER**

Polish Acoustical Society – Gdansk Division  
Narutowicza 11/12, 80-233 Gdansk, Poland  
Phone: (+48 58) 6262872, Fax: (+48 58) 6254846  
e-mail: g.grelowska@amw.gdynia.pl

## CONTENTS

<b>A. Baranowska</b>	
Numerical investigations of the nonlinear waves generation in a bubble layer.....	7
<b>J. Bielański</b>	
Signature of hydrodynamic pressure field.....	13
<b>K. Bikonis, J. Demkowicz, A. Stepnowski</b>	
Integration of inertial sensors and GPS system data for underwater navigation.....	21
<b>K. Czarnecki, M. Moszyński</b>	
Using concentrated spectrogram for analysis of audio acoustic signals.....	27
<b>A. Elminowicz, W. Lis, L. Zajączkowski</b>	
Multifrequency wideband sonar array.....	33
<b>I. Gloza, S. J. Malinowski, B. Marchalewski</b>	
Ranges and equipment for the measurement of the ship's underwater signatures.....	39
<b>N. Gorska, E. Kowalska</b>	
Acoustic backscattering characteristics of mytilus dulis trossulus (southern Baltic Sea).....	49
<b>J. Idczak, N. Książ - Kubacka</b>	
Backscattering properties of southern Baltic herring.....	57
<b>T. Janowski, E. Porosińska</b>	
Simulation algorithms for DOA estimation with UCA.....	65
<b>T. Janowski, E. Porosińska</b>	
Location of the hydroacoustic noise sources performed by distributed passive sonar.....	75
<b>Ł. Kamiński, A. Stepnowski, Ł. Markiewicz</b>	
“Voice maps” – system supporting navigation of the blind.....	83
<b>I. Kocharńska, H. Lasota</b>	
Measurements of transmission properties of acoustic communication channels.....	91
<b>J. Litniewski, Z. Klimonda, A. Nowicki</b>	
Parametric sonographic imaging - application of synthetic aperture technique to imaging attenuation of ultrasound in tissue structures.....	99
<b>H. Lohrasbipeydeh, A. Zielinski, T.A. Gulliver</b>	
On the characteristics of sound generated by bubbles injected underwater.....	111

<b>Z. Lubniewski, A. Stepnowski</b>	
Using principal component analysis and canonical discriminant analysis for multibeam seafloor characterisation data.....	123
<b>A. Makar</b>	
Approximation of vertical distribution of the sound speed in water using basis Hermite's polynomial.....	131
<b>A. Makar</b>	
Modeling of the constant sound speed surface in water using bicubic Hermite's pieces.....	137
<b>J. Marszal, R. Salamon, L. Kilian</b>	
Application of maximum length sequence in silent sonar.....	143
<b>J. Niebergal, K. Caputa, A. Zielinski</b>	
High-voltage amplifier with DC adaptive capability for piezoelectric acoustic transmitter/actuator.....	153
<b>Ł. Nowak, T. G. Zieliński</b>	
Acoustic radiation of vibrating plate structures submerged in water.....	163
<b>H. Piotrkowska, J. Litniewski, E. Szymańska, A. Nowicki</b>	
Statistical analysis of ultrasound echo for skin lesions classification.....	171
<b>M. Rudnicki, J. Schmidt, A. Schmidt, W. Leśniak</b>	
Acoustic processor of the mine countermeasures sonar.....	179
<b>M. Weryk</b>	
Ship on-board noise propagation analysis methods.....	187
<b>J. Wójcik, I. Trots, M. Lewandowski, A. Nowicki</b>	
Cumulative method of the image reconstruction in synthetic aperture. Experimental results.....	195
<b>A. Żak</b>	
Methods of end-user classification of hydroacoustics signatures.....	207

# ACOUSTIC RADIATION OF VIBRATING PLATE STRUCTURES SUBMERGED IN WATER

ŁUKASZ NOWAK, TOMASZ G. ZIELIŃSKI

Institute of Fundamental Technological Research  
Polish Academy of Sciences  
ul. Pawinskiego 5B, 02-106 Warszawa, Poland  
lnowak@ippt.gov.pl, tzielins@ippt.gov.pl

*The paper presents results of the theoretical and numerical investigation on acoustic radiation of vibrating plate structures submerged in water. The current state of the art on the considered issues is briefly reviewed. Then, the method for determining eigenmode shape functions and eigenfrequencies of plate vibrating in water that has been used in presented study is introduced. The constitutive equations for solid domain and the pressure acoustic equation for liquid domain are coupled via boundary conditions and solved numerically using the finite element method. Structural mode shapes and eigenfrequencies computed for plate submerged in water are compared to analogous results obtained for air and for the in vacuo case. It is assumed, that the plate is rectangle shaped and that it is placed in an infinite rigid baffle. Three-dimensional near- and far-field acoustic radiation characteristics for the plate vibrating in water are introduced. Possibilities of implementation of the active control system for reduction of the hydroacoustic emission are briefly discussed.*

## INTRODUCTION

Acoustic radiation of vibrating structures is the topic of many scientific investigations. It is also very often an undesirable effect appearing in many technical applications. Most of the work dealing with this issue focuses on vibroacoustic emission in air, considering simple but representative structural elements, such as membranes, beams and plates with different boundary conditions. Due to the relatively low density of air, the effect of additional inertial load of the structure is most often omitted, simplifying the considered problem to the in-vacuo case. Such assumption usually has no significant effect on the results in mentioned issues but it is inadmissible when considering structures submerged in relatively heavy fluids, such as water. That makes the analysis of such problems much more complicated.

Influence of the fluid loading on the acoustic radiation of the structural elements has been investigated by many scientists. Some analytical solutions for specific cases were developed by Maidanik and Kerwin [2] and Stuart [1][12]. Many authors considered the impact of the submersion in water on the plate's eigenfrequencies and eigenmode shapes. Different methods have been developed to solve this problem. Some of them assume that the structural mode shapes remain unchanged and focus only on the alteration of the natural frequencies of the plates [3][4]. Additional factors are often introduced to model the inertial loading by mass incrementation of the vibrating structure [3][4][5][7]. Other, more general approaches, use Rayleigh-Ritz method to compute both: mode shapes and eigenfrequencies [4][8]. The influence of fluid loading is different for plates having contact with water on one or both sides.

To analyze the hydroacoustic emission of the considered structures it is very convenient to introduce the decomposition of the plate vibrations into its structural modes. That is why the determination of natural frequencies and eigenmode shapes is important in point of view of the considered issues. The structural modes do not radiate sound independently, so the cross-modal contributions need to be taken into account.

One of the main areas in which hydroacoustic emission is crucial is military technology. In past decades lots of effort has been put into reducing noise generated by marine and navy vessels. This is especially true of the submarines, for which stealth operation is the most desirable. Some recently released papers [9][10] clearly point out, that this topic is important and still being developed.

The present paper aims to investigate the near- and far-field radiation characteristics of plate structures having contact with water on the one side. A fully-coupled multiphysics 3D numerical model is used to determine the vibration characteristics of the considered structure.

## 1. VIBRATIONS OF SUBMERGED PLATES

It is assumed, that considered plate is made of alumina and that it is rectangle shaped. Its dimensions are chosen to be as follows: length 30 cm, width 20 cm, height 1 mm. The plate is placed in an infinite, rigid baffle and it is in contact with water on the one side. Free boundary conditions are assigned to all the four edges. The surrounding medium is modeled as a semi-sphere with radius large enough to use the far-field approximation at the borders. The described problem geometry is presented on Fig.1.

The solid domain – represented by the plate – is described with the following constitutive equation:

$$-\rho_p \omega^2 \mathbf{u} - \nabla \cdot \boldsymbol{\sigma} = \mathbf{F}, \quad (1)$$

where  $\rho_p$  is the materials density,  $\omega$  is the angular frequency,  $\mathbf{u}$  is the displacement vector,  $\boldsymbol{\sigma}$  is the stress tensor and  $\mathbf{F}$  is a vector of the external loads.

The liquid domain – represented by the surrounding water – is described with following pressure acoustics equation:

$$\nabla \cdot \frac{1}{\rho_c} (\nabla p) - \frac{\omega^2 p}{c_c \rho_c} = 0, \quad (2)$$

where  $p$  is the acoustic pressure,  $\rho_c$  is the density of water and  $c_c$  is the speed of sound in water.

Equations (1) and (2) are coupled via following boundary conditions assigned on the solid-fluid interface:

$$-\mathbf{n} \cdot \left( \nabla \cdot \frac{1}{\rho_c} (\nabla p) \right) = -\mathbf{n} \cdot \frac{\partial^2 \mathbf{u}}{\partial t^2}, \quad (3)$$

$$\boldsymbol{\sigma} \cdot \mathbf{n} = p \cdot \mathbf{n}, \quad (4)$$

where  $\mathbf{n}$  is an unit vector normal to the interface boundary, and  $t$  denotes time.

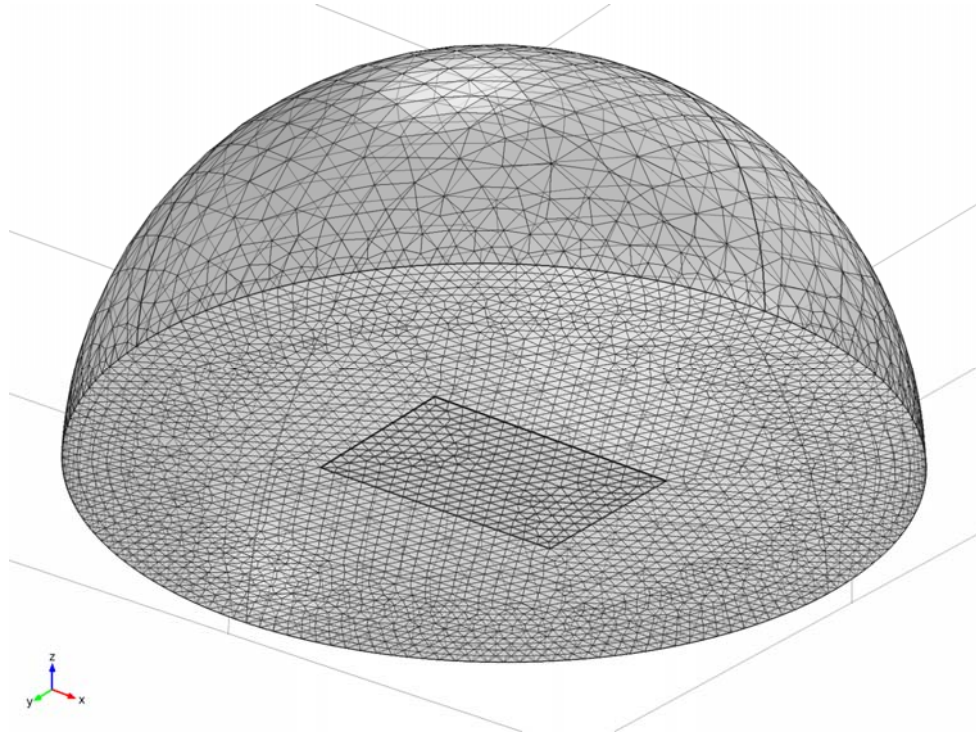


Fig.1. Geometry and discretization of the considered problem.

Equations were solved to find the natural frequencies of the submerged plate and the corresponding structural mode shapes. Numerical simulations have been performed for three different situations: plate with surrounding water, plate with surrounding air and for plate without any external load assumed. Low-frequency range only was considered, taking into account first eight eigenmodes (without rigid body motion solution at  $f=0$ ). One of the reasons justifying such limitation is that if the analysis is aimed for developing an active control system for reduction of the hydroacoustic emission, then the frequency range of interest is below few hundreds Hz. That is because much cheaper and simpler passive vibration absorbers are ineffective in this range. Moreover, acoustic waves of such wavelengths encounter only relatively low damping in surrounding medium and many of the mechanical systems like vessel engines generate strong low-frequency vibrations.

The solution has been obtained using the finite element method. Considered domains have been discretized as it is shown on Fig.1. Computations were performed using Comsol Multiphysics.

It has been found, that the shapes of the corresponding structural modes in all three considered cases – for air, water and the in vacuo case - showed no significant differences. Obtained results are presented on Fig.2.

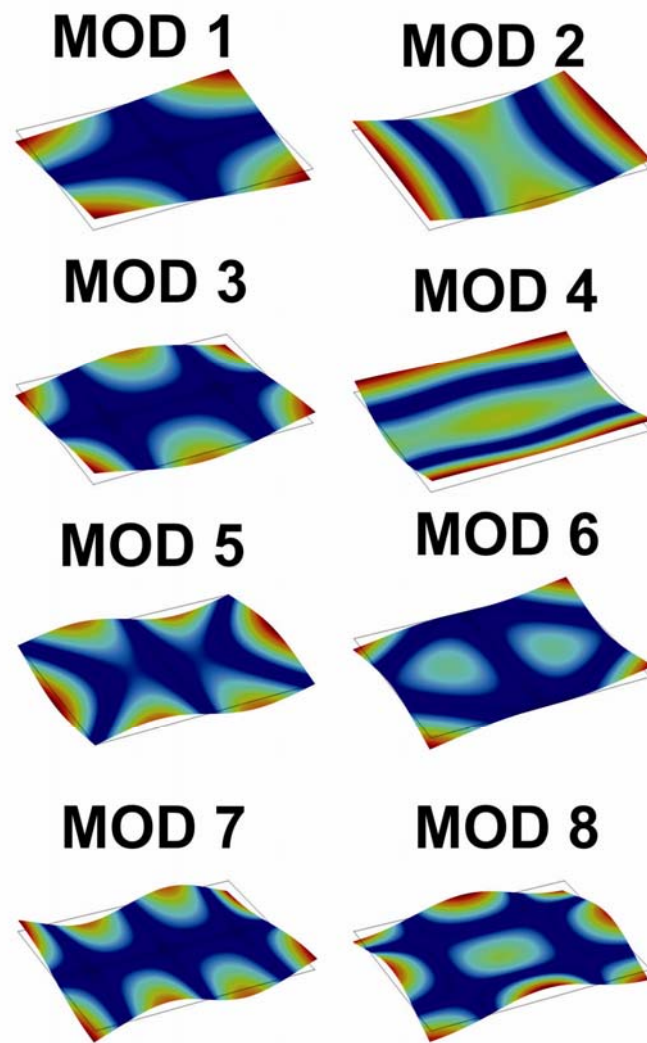


Fig.2. Shapes of the first eight eigenmodes of the considered plate.

Tab.1. Eigenfrequencies computed for different plate loads

Mode no.	No load	Air	Water
1	54,77 Hz	54,55 Hz	15,57 Hz
2	58,44 Hz	58,26 Hz	15,97 Hz
3	126,46 Hz	126,74 Hz	40,01 Hz
4	136,47 Hz	136,4 Hz	42,63 Hz
5	157,95 Hz	161,33 Hz	51,73 Hz
6	183,43 Hz	184,38 Hz	60,61 Hz
7	234,9 Hz	239,5 Hz	82,54 Hz
8	269,98 Hz	274,75 Hz	97,07 Hz



Eigenfrequencies of first eight structural modes, computed for all three considered cases, are presented in Tab.1. Frequencies computed for the air and for the in vacuo case are almost the same, differences are small enough to be considered as numerical errors. This conclusion confirms, that omitting the influence of air in case of relatively small structural elements and in low frequency range does not introduce any significant error in vibration analysis. Comparing those results to the values computed for the plate in contact with water it can be noticed that all of the natural frequencies in the latter case have been reduced approximately by the factor of 3. This significant change has to be taken into account in analysis of the hydroacoustic radiation. Omitting the influence of external load introduced by the surrounding water would lead to unacceptable errors in modeling the system dynamics.

2. HYDROACOUSTIC EMISSION OF VIBRATING PLATE STRUCTURES

Equation (2) was solved in the liquid domain using the finite element method to obtain the acoustic pressure distribution in the near-field. The results computed for selected structural modes at the corresponding natural frequencies are presented on Fig.3. The shapes of the hydroacoustic radiation characteristics close to the plate are complex and they vary with the distance.

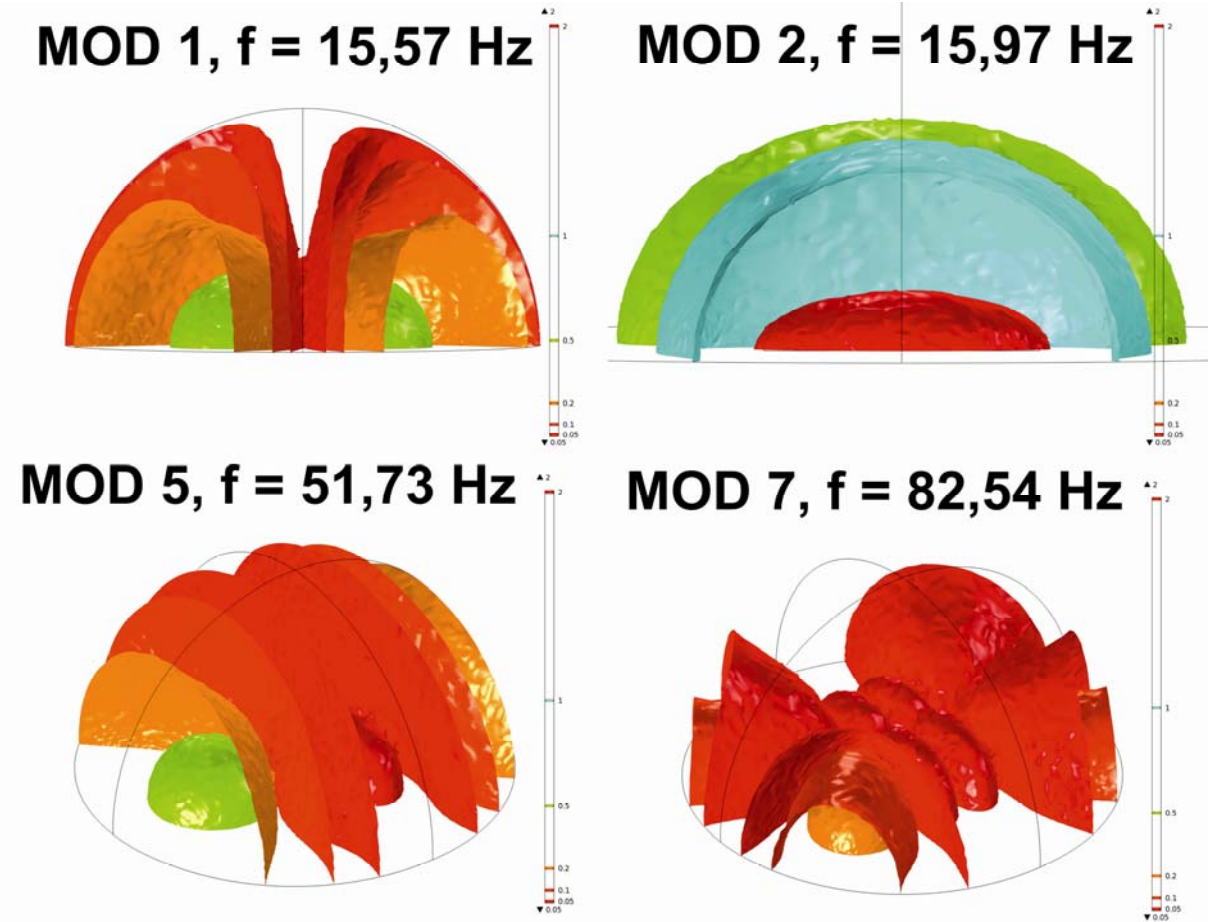


Fig.3. 3D near-field hydroacoustic radiation characteristics of selected structural modes of the considered plate at corresponding natural frequencies.

To compute the 3D far-field hydroacoustic beam patterns, the eigenmodes shapes and natural frequencies obtained using the finite element method were exported to the text file and then loaded using the developed Matlab script. The far-field acoustic pressure distributions for different structural modes, radiating at different frequencies were computed using Rayleigh's integral [10]:

$$p(\mathbf{r}) = \int_S \frac{j\omega\rho_c v(\mathbf{r}_s) e^{-jkR}}{R} dS, \tag{5}$$

where  $k$  is the acoustic wavenumber,  $S$  is the surface of the plate,  $v(\mathbf{r}_s)$  is the component of the complex velocity normal to the  $S$  and  $R = |\mathbf{r} - \mathbf{r}_s|$  is the distance between observation point and integration point on the surface  $S$ .

The velocity distributions at the plate surface were designated from the normal components of the exported displacement field vector taking into account the harmonic vibrations of the system. Lots of numerical simulations were performed to investigate the changes of hydroacoustic radiation beam pattern of every mode with the frequency. Examples of the obtained results are presented on Fig.4.

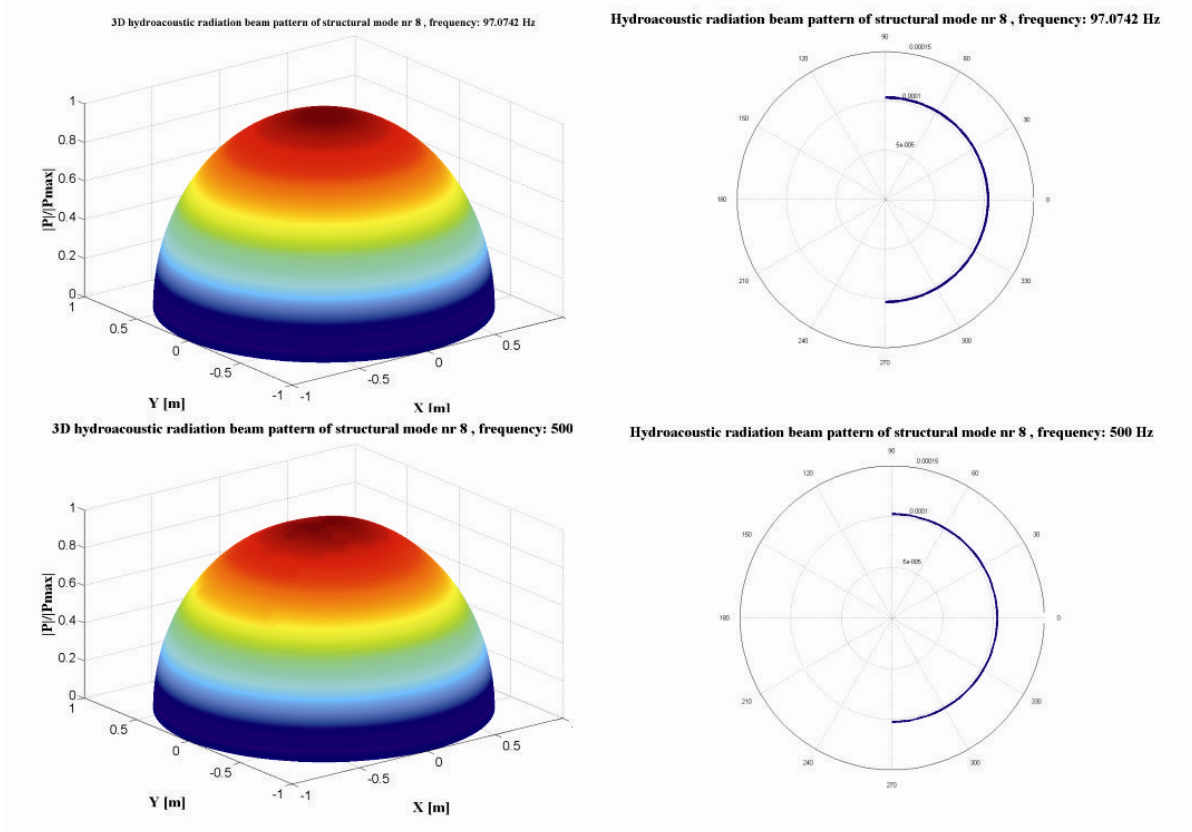


Fig.4. 2D and 3D far-field hydroacoustic radiation beam patterns of structural mode nr 8, radiating at its natural frequency (upper graphs) and at frequency  $f=500$  Hz (lower graphs).

The obtained results indicate that in the considered low-frequency range all of the structural modes show monopole-like acoustic beam patterns. The explanation of this phenomenon lies in fact that the dimensions of the considered plate are relatively small compared to the acoustic wavelength in water. Significant changes in the shapes of radiation characteristics are observed only in the frequency range of above tens of kHz. However,

contribution of considered low-order structural modes in such high-frequency vibrations would be negligible.

It is also worth noticing that since for considered plate structure and frequency range the hydroacoustic beam patterns are very similar, substantial spill-over effect will be observed. None of the considered structural modes can be assumed to radiate sound independently from any other. This conclusion is important in terms of analyzing hydroacoustic pressure field generated by vibrating structures using modal decomposition.

### 3. COCLUSIONS

The method for analyzing acoustic radiation of vibrating plate structures submerged in water has been introduced. The hydroacoustic emission is clearly connected with the dynamic properties of the plate and with the parameters of the disturbance source that causes the vibrations. The response of the plate to the external excitation may be designated using modal decomposition. The eigenfrequencies values are strongly affected by the inertial loading introduced by the surrounding water, while the corresponding eigenmodes shapes seem to be insensitive to this factor.

The far-field hydroacoustic beam patterns of the vibrating plate structures in low frequency range are regular and monopole-like. Substantial modal spill-over effect occurs for all considered low-order structural modes.

The presented results of the conducted investigation form the basis for the development of an active control system that could be used, for example, to reduce the hydroacoustic emission generated by the vibrating elements of the submarine's or ship's hull. Analysis of the dynamic properties of the considered system would be required before the implementation. Then, taking into account the effects of fluid loading and modal hydroacoustic beam patterns optimal parameters of such system could be computed to achieve minimum radiation efficiency.

### ACKNOWLEDGMENTS

Financial support of National Science Centre – Project “Adaptive Composite Noise Absorbers” (No UMO-2011/01/N/ST8/07755) is gratefully acknowledged.

Financial support of Structural Funds in the Operational Programme Innovative Economy (IE OP) financed from the European Regional Development Fund - Project „Smart technologies for safety engineering SMART and SAFE” (No TEAM/2008-1/4, operated within the Foundation for Polish Science Team Programme) is gratefully acknowledged.

### REFERENCES

- [1] A. D. Stuart, Acoustic radiation from submerged plates. I. Influence of leaky wave poles, *Journal of the Acoustical Society of America*, Vol. 59, 1160-1174, 1976.
- [2] G. Maidanik, E. M. Kerwin Jr., Influence of Fluid Loading on the Radiation from Infinite Plates below the Critical Frequency, *Journal of the Acoustical Society of America*, Vol. 40, 1034-1038, 1966.
- [3] Z. Cheng, J. Fan, B. Wang and W. Tang, Radiation efficiency of submerged rectangular plates, *Applied Acoustics*, Vol. 73, 150-157, 2012.
- [4] M. Amabili, Free Vibrations of Annular Plates Coupled with Fluids, *Journal of Sound and Vibration*, Vol. 191, 825-846, 1996.
- [5] C.-C. Liang, Y.-S. Tai, P.-L. Li, Natural Frequencies of Annular Plates Having Contact with Fluid, *Journal of Sound and Vibration*, Vol. 228, 1167-1181, 1999.

- [6] H. Nelisse, O. Beslin and J. Nicolas, A Generalized Approach for the Acoustic Radiation from a baffled or Unbaffled Plate with Arbitrary Boundary Conditions, Immersed in a Light or Heavy Fluid, *Journal of Sound and Vibration*, Vol. 211, 207-225, 1998.
- [7] V.H. Vu, M. Thomas, A. Lakis and L. Marcouiller, Effect of Added Mass on Submerged Vibrated Plates, *Proceedings of the 25th Seminar on machinery vibration*, Canadian Machinery Vibration Association CMVA 07, Saint John, NB, pp. 40.1-40.15, 2007.
- [8] M. Caresta and N. Keississoglou, Active Control of Sound Radiated by a Submarine Hull in Axisymmetric Vibration Using Inertial Actuators, *Journal of Vibration and Acoustics*, Vol. 134, 011002-1-8, 2012.
- [9] S. K. Shariati and S. M. Mogadas, Vibration Analysis of Submerged Submarine Pressure Hull, *Journal of Vibration and Acoustics*, Vol. 133, 011013-1-6, 2011.
- [10] C.R. Fuller, S.J. Elliott, P.A. Nelson, *Active Control of Vibration*, Academic Press, London 1996.
- [11] A. W. Leissa, M. S. Qatu, *Vibrations of Continuous Systems*, McGraw-Hill, New York, 2011.
- [12] A. D. Stuart, Acoustic radiation from submerged plates. II. Radiated Power and Damping, *Journal of the Acoustical Society of America*, Vol. 59, 1160-1174, 1976.